



# LIVIN' EASY



**2022 SPRING & SUMMER**  
**OUTDOOR LIVING PRODUCT CATALOG**







# LIVIN' EASY



## 2022 SPRING & SUMMER OUTDOOR LIVING PRODUCT CATALOG



**OUTDOOR COOKING .....3-12**



**STORAGE SOLUTIONS ..... 13**



**OUTDOOR LIVING .....14-15**



**OUTDOOR POWER .....16-28**



**SPORTING GOODS .....29-32**

**HARDWAREHANK.**  
**TRUSTWORTHY HARDWARE.**

This catalog is produced by United Hardware Distributing Co. for independently owned hardware stores. The products featured herein are available only at participating dealers. Some stores, because of size or location, may be unable to stock all of the items. However, all of the items featured in this catalog are available from our central warehouse. United Hardware reserves the right to correct print errors without notice. Copyright © 2022 United Hardware Distributing Co.



These Credit Cards are Welcomed at Participating Stores ONLY. Look for Credit Card Signs

**UNITED HARDWARE.**  
Designed by Kristin Olson © 2022

# OUTDOOR COOKING



## GENESIS SERIES



### Genesis® E-435 LP Gas Grill

The Genesis® E-435 4-burner line has GS4 grilling system along with porcelain enameled cooking grates and 844 square inches of total cooking area. Features a side burner and sear station burner. Enclosed cabinet with painted steel doors and stainless steel side tables. Includes storage for tools and iGrill ready for convenience.



123033, FAC: 36410001

### Genesis® S-435 Gas Grills

#### Stainless Steel

LP: 123037, FAC: 36400001

Natural Gas: 123036, FAC: 38400001



#### 400 Series Grill Cover

016071, FAC: 7131



### Genesis® SP-E-335 LP Gas Grill

The Genesis® SP-E-335 3-burner line has GS4 grilling system along with porcelain enameled cooking grates and 669 square inches of total cooking area. Features a side burner and sear station burner. Enclosed cabinet with painted steel doors and stainless steel side tables. Includes storage for tools and iGrill ready for convenience.



#### Black

123058, FAC: 35413301

### Genesis® S-335 LP Gas Grill

The Genesis® S-335 3-burner line has 787 square inches of total cooking area. Features a side burner and sear station burner. Enclosed cabinet with stainless steel side tables.



#### Stainless Steel

123031, FAC: 35400001



#### Natural Gas – Stainless Steel

123032, FAC: 37400001

### Genesis® E-335 LP Gas Grill

The Genesis® E-335 3-burner line has the GS4 grilling system along with porcelain enameled cooking grates. 787 square inches of total cooking area. Sleek open cart design with stainless steel side tables and storage for tools and iGrill ready for convenience.



123030, FAC: 35410001

#### 300 Series Grill Cover

015719, FAC: 7130







## OUTDOOR COOKING



**GENESIS SERIES**



### Genesis® SP-E-325s LP Gas Grill

The Genesis® SP-E-325s 3-burner line has 787 square inches of total cooking area. Enclosed stainless steel cabinet with side tables and storage for tools and iGrill ready.



**Black**

123051, FAC: 35313301



**Natural Gas**

123053, FAC: 37313301

### Genesis® S-325s LP Gas Grill

The Genesis® S-325s 3-burner line has 787 square inches of total cooking area. Enclosed stainless steel cabinet with side tables and storage for tools and iGrill ready.



**Stainless Steel**

123028, FAC: 35300001

**GENESIS**



**iGrill<sup>3</sup>**

**BLUETOOTH THERMOMETERS**



### Rotisserie

Fits Genesis® II LX 400 and 600 series gas grills.

**004127, FAC: 7653**

Fits Genesis® II LX 200 and 300 series gas grills.

**998195, FAC: 7652**



**iGrill<sup>3</sup>**

100317, FAC: 7204



**iGrill<sup>2</sup>**

103105, FAC: 7203



**iGrill Mini**

103104, FAC: 7202



# OUTDOOR COOKING



## SPIRIT II SERIES



### Spirit® II E-210™ LP Gas Grill

These are user friendly grills that offers two burners, a total cooking area of 450 square inches, porcelain-enameled cast iron grates and flavorizer bars. iGrill® ready (not included). Features a 26,500 BTU main burner, fuel gauge, and an open cart design with a left fold-down side table. Dimensions with lid open: 57"H x 48"W x 26"D



**Black**  
105913, FAC: 44010001



#### 200 Series Grill Cover

105928, FAC: 7138



### Spirit® II E-310™ LP Gas Grill

This 3 stainless steel burner grill offers 529 square inches of total cooking area with porcelain-enameled cooking grates and flavorizer bars and a 30,000 BTU main cooking burner. Features include: open cart design with left fold-down side table, built-in lid thermometer, iGrill ready (not included), and infinity ignition. Dimensions with lid open: 57"H x 52"W x 26"D



**Black**  
105919, FAC: 45010001



#### 300 Series Grill Cover

105929, FAC: 7139



## PORTABLE GRILLS



### Smokey Joe® Charcoal Grill

Porcelain-enameled bowl and lid, 14-1/2" diameter cooking area.

H081372 / T554154, FAC: 10020

### Go-Anywhere® Charcoal Grill

Space-saving design popular for tight spaces. Porcelain-enameled bowl and lid, 160 sq. inches of cooking area.

H112722 / T491555, FAC: 121020

### Go-Anywhere® Gas Grill

Space-saving design popular for tight spaces. Porcelain-enameled bowl and lid, 160 sq. inches of cooking area. (LP cylinder sold separately)

314047, FAC: 1141001





## OUTDOOR COOKING



### Q<sup>®</sup> 1200™ SERIES

#### COLOR OPTIONS



#### Q<sup>®</sup> 1200™ LP Gas Grill

The Q<sup>®</sup> 1200™ LP gas grill features a 8,500 BTU-per-hour input main burner, porcelain-enameled cast-iron cooking grates, electronic ignition, infinite control burner valve, removable catch pan, built-in lid thermometer and two folding work tables.

**Black**  
900787, FAC: 51010001

**Green**  
903393, FAC: 51070001

**Blue**  
903682, FAC: 51080001

**Orange**  
904771, FAC: 51190001

**Red**  
254227, FAC: 51040001

**Titanium**  
302893, FAC: 51060001

**Titanium Q<sup>®</sup> 1000**  
302455, FAC: 50060001



### Q<sup>®</sup> 2000™ SERIES

#### Q<sup>®</sup> 2000™ Gas Grill

This Q<sup>®</sup> grill features an electronic ignition for easy, reliable lighting. Has an infinitely adjustable burner valve and two durable tuck-away work tables that can fold and store inside the grill. Operates on a standard propane cylinder (sold separately). 280 square inches of cooking space. 12,000 BTUs.

302927, FAC: 53060001



### Q<sup>®</sup> 3200™ SERIES

#### Titanium Q<sup>®</sup> 3200™ Gas Grill

This gas grill has a total cooking area of 468 sq. inches. Sold with a sturdy cart with fold down side tables on wheels. Includes: built-in thermometer, grill handle light, and 3 tool hooks. Dimensions with grill open and tables out: 55.5"H x 50.2"W x 30"D. 296590, FAC: 57060001



### Q<sup>®</sup> 2200™ SERIES

#### Q<sup>®</sup> 2200™ Gas Grill

This Q<sup>®</sup> grill features an infinitely adjustable burner valve and two durable tuck-away work tables that can fold and store inside the grill. 280 square inches of cooking space. 12,000 BTUs.

306068, FAC: 54060001



### Q<sup>®</sup> 2400™ SERIES

#### Q<sup>®</sup> 2400™ Electric Grill

This grill is fully featured with a cast aluminum lid and body, yet space-saving and portable. Features a larger grip handle, ergonomic side handles, and sturdy front and rear cradles. 312793, FAC: 55020001



### Q<sup>®</sup> CARTS

#### Q<sup>®</sup> Portable Cart

The cart design allows you to go from grilling to transport mode with the push of a button. Durable features like all weather wheels and built-in tool hooks. Fits the Q<sup>®</sup> 1000 & 2000 series grills. 301218, FAC: 6557



### Q<sup>®</sup> GRILL COVERS

**Q<sup>®</sup> 200/2000™ Series Grill Cover**  
609180, FAC: 7111



**Q<sup>®</sup> 100/1000™ Series Grill Cover**  
608646, FAC: 7110





## OUTDOOR COOKING



### CHARCOAL GRILLS



#### 24" Summit® Kamado E6 Charcoal Grill

452 square inches of cooking area with porcelain-enameled bowl and lid and GBS hinged cooking grates. Includes: stainless steel One-Touch™ cleaning system with removable, high-capacity, aluminum ash catcher, built-in thermometer, and a rapidfire lid damper.

Dimensions: 59.4"H x 34.8"W x 35.8"D

119482, FAC: 18201001

#### 24" Summit® Kamado S6 Charcoal Grill

119483, FAC: 18501101



#### Performer® Deluxe Charcoal Grill

22.5 inch diameter porcelain-enameled bowl and lid, 363 square inches of cooking area and plated steel, GBS hinged cooking grates. Includes: an electronic Touch-N-Go™ gas ignition system, aluminized steel One-Touch™ cleaning system with removable, high-capacity, aluminum ash catcher, built-in thermometer, weather-protected CharBin™ storage container, rust-resistant aluminum vent and wire bottom shelf. Removable LCD cook timer included.

Dimensions: 40"H x 50.25"W x 28.5"D

135889, FAC: 15501001

#### Performer® Premium Charcoal Grill

134700, FAC: 15401001



#### Performer® Charcoal Grill

22.5 inch diameter porcelain-enameled bowl and lid, 363 square inches of cooking area and plated steel, GBS hinged cooking grates. This grill features a built-in thermometer, One-Touch™ cleaning system with removable high-capacity ash catcher, built-in thermometer, wire bottom shelf and a fold-down table.

Dimensions: 42"H x 39"W x 28.5"D

116293, FAC: 15301001



### KETTLE SERIES GRILLS

#### Kettle Grill Covers

18": 012682, FAC: 7175

22": 013896, FAC: 7176



#### Original Kettle® 18" Charcoal Grill

Porcelain-enameled steel lid and bowl with One-Touch® cleaning and venting system. Rust-resistant legs, ash catcher and nylon handles.

H937565 / T546515, FAC: 441001

#### Original Kettle® 22" Charcoal Grill

H749440 / T491571, FAC: 741001



#### Master-Touch® Charcoal Grill

22 inch Master-Touch® Kettle grill features a porcelain enameled bowl and lid, hinged GBS ready cooking grate, built-in lid thermometer, and taller legs than original premium kettles.

097469, FAC: 14501001

#### Master-Touch® & Original Kettle® 22" Grill Cover

095653, FAC: 7150



#### Premium Grill Covers

18": 105618, FAC: 7148

26": 573527, FAC: 7153



#### Original Kettle® Premium 22" Charcoal Grill

363 sq. in. cooking surface with porcelain-enameled steel lid and bowl. Features a high-capacity ash catcher, hinged cooking grate, nylon handles and tool hook handle. Lid thermometer included.

10-year limited warranty. Dimensions:

39.5"H x 27"W x 22.5"D

133298, FAC: 14401001

#### Original Kettle® Premium 26" Charcoal Grill

548537, FAC: 16401001





## OUTDOOR COOKING



### PELLET GRILLS



#### Tailgater 20 Pellet Grill

The Tailgater packs a full-size punch in a portable package and weighs only 62 pounds. Comes with EZ-Fold Legs for max portability. 300 sq. in. grilling area.

116997, FAC: TFB30KLF

**20 Series Grill Cover**  
734210, FAC: BAC374



#### Ironwood 650 Pellet Grill

Packing next-gen grilling features, this WiFi pellet grill features an Ironwood D2® controller, WiFIRE® technology, Ironwood D2® direct drive, TurboTemp®, GrillGuide®, double side-wall insulation, and pellet sensor. 650 sq. in. grilling area.

113487, FAC: TFB65BLF

**Ironwood 650 Pellet Grill Cover**  
116994, FAC: BAC505



#### Ironwood 885 Pellet Grill

Packing next-gen grilling features, this WiFi pellet grill features an Ironwood D2® controller, WiFIRE® technology, Ironwood D2® direct drive, TurboTemp®, GrillGuide®, double side-wall insulation, and pellet sensor. 885 sq. in. grilling area.

113486, FAC: TFB89BLF

**Ironwood 885 Pellet Grill Cover**  
116993, FAC: BAC513



#### Pro Series 34 Pellet Grill

New side-lift bar gives even weight distribution and the solid all-terrain wheels. The new digital pro controller with Logic maintains a +/- 15 degree F temperature control. 884 sq. in. grilling area.

340851, FAC: TFB88PZB

**Pro Series 22 Pellet Grill**  
333724, FAC: TFB57PZB

**34 Series Grill Cover**  
736702, FAC: BAC380



#### Pro 575 Pellet Grill

The Traeger Pro 575 allows you to smoke, grill, bake, roast or braise. WiFIRE® technology so you can control remotely.

120117, FAC: TFB57GZE  
116574, FAC: TFB57GLE

**Pro 780 Pellet Grill**  
120119, FAC: TFB78GZE

**Pro Grill Cover**  
575: 131795, FAC: BAC503  
780: 135370, FAC: BAC504




#### Ranger Pellet Grill

The Ranger pellet grill features Traeger's Digital Arc controller, porcelain-coated grill grates, included griddle and a latching lid. The Digital Arc controller gives you precise temperature control with an added Keep Warm Mode to make sure your food is ready to eat whenever you are.

109803, FAC: TFT18KLD

**Ranger Grill Cover**  
120144, FAC: BAC502





# OUTDOOR COOKING



## WOOD PELLETS



**Mesquite:** 355586, FAC: PEL305  
**Hickory:** 355446, FAC: PEL319  
**Signature Blend:**  
 110689, FAC: PEL331

**Apple:** 368480, FAC: PEL318  
**Cherry:** 364612, FAC: PEL309  
**Pecan:** 345629, FAC: PEL314

**Meater® Plus  
 Wireless Meat  
 Thermometer**  
 123691, FAC: RT1-MT-MP01


## RUBS



**Prime Rib:** 104597, FAC: SPC173  
**Traeger:** 104594, FAC: SPC174  
**Pork & Poultry:** 104603, FAC: SPC171

**Blackened Saskatchewan:** 110697, FAC: SPC178  
**Anything:** 123686, FAC: SPC207   
**Perfect Pork:** 123690, FAC: SPC208 



## SAUCES

**Apricot:** 104608, FAC: SAU036  
**Traeger 'Que:** 104593, FAC: SAU039  
**Show Me The Honey:** 123689, FAC: SAU050 

**Liquid Gold:** 123688, FAC: SAU049   
**Sweet & Heat:** 104592, FAC: SAU038  
**Original Hot Sauce:** 123692, FAC: HOT001 







## OUTDOOR COOKING



### GRIDDLES & PELLET GRILLS



#### 37" 4-Burner Gas Griddle

This top of the line pellet grill has all the features of the LG 700 with 838 sq. in. of cooking space, contemporary stainless steel BBQ design, and stainless steel components.

123269, FAC: PB757GD

**2-Burner Table Top Gas Griddle**  
123270, FAC: PB336GS



**4-Burner Deluxe Griddle Cover**  
123274, FAC: 30872

**2-Burner Griddle Cover**  
123276, FAC: 32121



#### 7-Series Wood Pellet Vertical Smoker

This pellet smoker features 2059 sq. in. of cooking space and has 6 Porcelain coated CRS wire cooking racks with a 24 Hours smoke duration.

156576, FAC: 77700

#### LG 800 Pellet Grill

This 800 sq. in. wood pellet grill and an 18LB Hopper capacity with bottom hatch to empty. WIFI and Bluetooth capability with a temp range of 180F-600F.

119416, FAC: 10638

**LG 1000 Pellet Grill**  
119418, FAC: 10639

**LG 800 Grill Cover**  
119413, FAC: 30981

**LG 1000 Grill Cover**  
119410, FAC: 30982



#### 550 Navigator Pellet Grill

This pellet grill has 542 sq. in. of cooking space on a porcelain-coated cast iron cooking grid. Digital LED control board allows you to adjust the temperature from 150°F to 500°F. Includes a pellet grill cover.

115316, FAC: PB550G

#### 850 Navigator Pellet Grill

This pellet grill has 850 sq. in. of cooking space on a porcelain-coated cast iron cooking grid. Digital LED control board allows you to adjust the temperature from 180°F to 500°F. Includes a pellet grill cover.

115315, FAC: PB850G

**1150 Navigator Pellet Grill**  
115325, FAC: PB1150G

#### 40 Lb. BBQ Pellets

**New England Apple**  
101302, FAC: 55403

**Wisconsin Hickory**  
101301, FAC: 55406

**Competition Blend**  
101300, FAC: 55405





## OUTDOOR COOKING



### GAS GRILLS | CHARCOAL / COMBO GRILL



#### Classic Series™ 3-Burner Gas Grill

Features 36,000 BTU 3-burners with a 12,000 BTU side burner and has a durable porcelain steel lid and firebox. 545 square inches of total cooking area. Includes: porcelain grates, metal shelves, & temperature gauge.

559997, FAC: 463773717

**Classic Series™ 2-Burner Gas Grill**  
147199, FAC: 463672717

#### American Gourmet® 24" Charcoal Grill

The American Gourmet 24" Charcoal Grill gives you everything you need for a traditional charcoal grilling experience. This charcoal grill has 625 square inches of total cooking space on heavy-duty cast iron grates to give you plenty of room to meet your cooking needs. Features include a side shelf that provides plenty of space for prep work and an adjustable charcoal grate that provides four levels of heat control.

105943, FAC: 19302055

#### Gas2Coal® 3-Burner Hybrid Grill

Enjoy gas and charcoal with our Gas2Coal® hybrid grill. This combination grill easily converts from gas to charcoal in only three steps, no tools required. 40,000 BTU main burner and 12,000 BTU side burner. Features cast iron grates and stainless steel burner.

105749, FAC: 463370516



### SMOKERS & PORTABLE GRILLS



#### Bronco Drum Smoker

The Oklahoma Joe's® Bronco Drum Smoker has a unique airflow control system & sealed lid that deliver precise control over smoke and heat. 284 sq. inch cooking area.

113155, FAC: 19202089

#### 30" Deluxe Digital Electric Smoker

725 sq. in. cooking surface area. Stainless steel, dual tone finish with a glass door & remote control. Automatic power down. Dimensions: 32.50"H x 18.10"W x 16.50"D

088856, FAC: 17202004

#### Table-Top Grills

Features 190 sq. inch cooking surface, easy-clean chrome-coated cooking grate and high-temperature finish lid and firebox. Heat-resistant handles and convenient lid hanging hook.

**Gas**  
351007, FAC: 465133010

**Charcoal**  
351031, FAC: 465131014

#### Grill2Go® X200 Gas Grill

Constructed of die cast aluminum to be sturdy and rugged. 240 sq. inches of stainless steel grates and 9,500 BTU patented TRU-Infrared cooking system. Powered by a 16.4 oz disposable LP cylinder (sold separately).

322222, FAC: 12401734





## OUTDOOR COOKING

### BLACKSTONE® | GRIDDLE GRILLS



#### 17" Single Burner Tabletop Griddle

Includes single stainless steel H-burner that produces 12,500 BTU. Heavy Duty cold rolled steel cooking surface with patented rear drain. (LP cylinder sold separately).

119763, FAC: 1814

#### 22" On-The-Go Tabletop Griddle

Includes two stainless steel H-burners with independent controls.

123663, FAC: 1968

#### 17" Tabletop Griddle Carry Bag 120619, FAC: 5486



#### 4 Pc. Press & Sear Burger Kit

Includes burger press, spatula, and burger dome for melting cheese.

120599, FAC: 5326



#### 5 Pc. Griddle Accessory Toolkit

Includes 2 extra-long spatulas and griddle top scraper, 2 squirt bottles; one for oil and one for water.

108325, FAC: 1542



#### 6 Pc. Deluxe Spatula Griddle Kit

Includes two spatulas, one tong, scraper, two squirt bottles.

120620, FAC: 5322





## STORAGE SOLUTIONS



### Stoney Gray Vertical Shed

54 cubic ft. capacity and made of a durable resin construction.  
Dimensions: 4' 1" W x 2' 4-1/4" D x 5' 9-1/2" H  
**124174, FAC: BMS5700SB**



### 129 Gallon Extra Large Deck Box w/Seat

This storage bench is constructed of all-weather resin and is both easy to clean and built to last throughout each season. 300 lb. lid weight capacity.  
Dimensions: 553.75" W x 29.75" D x 27.5" H.  
**906941, FAC: DB9750**

### 99 Gallon Resin Wicker Deck Box

This storage bench is constructed of all-weather resin and is both easy to clean and built to last throughout each season. 300 lb. lid weight capacity.  
Dimensions: 50" W x 25.5" D x 25.5" H.  
**203539, FAC: DBW9200**

### 50 Gallon Medium Patio Storage Bench

This storage bench is constructed of all-weather resin and is both easy to clean and built to last throughout each season. 300 lb. lid weight capacity.  
Dimensions: 52.75" W x 21" D x 34.5" H.  
**375352, FAC: PB6700**





## OUTDOOR LIVING



**Far East Brokers  
and Consultants, INC.**

### PATIO FURNITURE



#### **Zero Gravity Chair**

250 lb limit.

##### **CHOCOLATE**

118366, FAC: 64470-04

##### **GREY**

118368, FAC: 64470-05

##### **JACQUARD – EXTRA WIDE**

118369, FAC: 50572-10

##### **GREY / CHARCOAL**

– EXTRA WIDE

122963, FAC: 50572-12



#### **29.75" Round Glass Bar Table**

Tempered glass table top with  
a black powdercoat steel frame.

122965, FAC: 70827-00



#### **44.5" Stacking Bar Chair**

Grey fabric with black powdercoat  
steel frame. Durable and comfortable  
chair stacks easily for storage. Weight  
capacity 250 lbs.

122966, FAC: 70826-00



#### **31.5" Square Tempered Glass Table**

Powder coated steel frame with  
waterwave style glass.

122964, FAC: 79154-00



#### **16" Square Stacking Table**

Powder coated steel frame.  
Stacks for easy storage.

118351, FAC: 70783-00



#### **35.25" Gray Stacking Arm Chair**

Powder coated steel frame. Stacks for easy storage.

118352, FAC: 70782-02



#### **Directors Chair with Side Table**

250 lb. limit. Assorted colors.

118359, FAC: 70688-03



## OUTDOOR LIVING



### Sport Chair with Canopy & Cup Holders

250 lb. limit. Assorted colors.

122962, FAC: 59790-00

### Sport Chair with Cup Holder

250 lb. limit. Assorted colors.

118358, FAC: 59790-00

### Folding Side Table with Cup Holders

Assorted colors. 18.89"

Polyester fabric and steel frame.

122961, FAC: 63598-02



### Mesquite Ridge® Sport Chair with Cup Holder

250 lb. limit.

122967, FAC: 59797-00

### American Flag Sport Chair with Cup Holder

250 lb. limit.

122968, FAC: 59792-00

### All Terrain Wagon with Oversized Wheels

250 lb. limit. Foldable, large storage wagon with steel frame and 360° front oversized wheels.

122969, FAC: 83663-00



## LAMP POSTS

### 52" Solar Victoria Lamp Post

Flaming LED design, aluminum frame. Ground mounting hardware included.

120313, FAC: 302009



### 6.6' Madison Solar Lamp Post Planter

Constructed of die-cast magnesium/aluminum alloy with a durable black powder coated finish. 2 Way switch (OFF/ON) Stays on for about 8 hours if fully charged.

131669, FAC: 302002KD





## GENERAC | GENERATORS



### GP2500i Portable Inverter Generator

True Power™ technology provides clean, stable power ideal for sensitive electronics, tools and appliances. Compact and Lightweight makes transportation easy with built-in handle.

**119947, FAC: 8250**

### iQ3500 3500 Watt Inverter Generator

Digital smart LCD wattage meter displays run time remaining, generator status, hour meter, and fuel level. LED indicator lights: power, low-oil, overload. Features 30A twist lock outlet and USB ports which allows charging of mobile devices. 11.5 hour run time with 1.2 gallon tank.

**124182, FAC: 7127**

### GP3600 PowerRush 3600 Watt Portable Generator

Has CO-SENSE an integral digital CO sensor that continuously monitors CO levels. Low-oil level shutdown automatically safeguards engine from damage. Hardened steel tube cradle for added strength and durability with 8" never flat wheels. 9.3 hour runtime with a 3.7 gallon tank.

**112847, FAC: 7677**



### GP3500iO Open Frame 3500 Watt Inverter-Generator

Features advanced PowerRush™ technology delivering over 50 percent more starting capacity for tools and other motor-driven equipment.

**128334, FAC: 7128**

### GP8000E 8000 Watt Portable Generator

Low-oil level shutdown automatically safeguards engine from damage. Outlets are covered to provide protection and keep debris out. Large capacity steel fuel tank provides 11 hours of runtime at 50% load.

**142848, FAC: G0076863**

### DEWALT 4000 Watt Portable Generator

The hour meter tracks maintenance intervals. 9.5" heavy duty never-flat wheels for easy transportation. 3.4 gallon steel fuel tank provides up to 10 hours of runtime at 50% load.

**149640, FAC: PMC164000**





## GENERAC | PRESSURE WASHERS



### Speedwash™ 2900 PSI Gas Pressure Washer

Generac 196cc OHV engine. High performance brass head axial cam pump. Durable steel frame construction with gun, power broom, turbo nozzle and soap blaster. 30' ultraflex hose is non-kinking, non-marring and abrasion resistant. Ergonomic spray gun with powerdial includes four application settings for an optimal cleaning performance.

121531, FAC: 7899



### Speedwash™ 3100 PSI Gas Pressure Washer

Generac 196cc OHV engine. Powerful horizontal axial cam pump. Durable steel frame construction with gun, power broom, turbo nozzle and soap blaster. 25' ultraflex hose and ergonomic spray gun with powerdial includes four application settings for an optimal cleaning performance.

121528, FAC: G0070191



### Speedwash™ 3200 PSI Gas Pressure Washer

Generac 196cc OHV engine. High performance brass head axial cam pump. Durable steel frame construction with gun, power broom, turbo nozzle and soap blaster. 30' ultraflex hose is non-kinking, non-marring and abrasion resistant. Ergonomic spray gun with powerdial includes four application settings for an optimal cleaning performance.

128022, FAC: 7900



## PRESSURE WASHERS



### Blue Clean® 1600 PSI Electric Pressure Washer

1.7 gpm cleaning power to quickly blast away dirt, mold, moss, mildew and grime. Built in accessories storage with 20' hose.

122657, FAC: BC111HS-X



### Blue Clean® 2000 PSI Electric Pressure Washer

1.7 gpm cleaning power to quickly blast away dirt, mold, moss, mildew and grime. Vari-Spray/Turbo Nozzles and 20' hose.

121688, FAC: BC383HS-X



### Blue Clean® 2300 PSI 2-IN-1 Electric Pressure Washer

Metal trigger gun with M22 hose connector and 25' hose. 1.7 gpm cleaning power with quick release system.

122659, FAC: BC2N1HSS-X



### 2700 PSI Electric Pressure Washer

Powered by a 15 Amp Induction Motor rated for 2700 Max PSI. Features a metal trigger gun with M22 hose connector, 25' hose, and a two wheel metal trolley with soft grip.

122661, FAC: BMXP32700P



## OUTDOOR POWER

### CORDLESS LAWN MOWERS

**WORX**

**BLACK+DECKER**

**DEWALT**

#### 17" 40V 2-in-1 Electric Mower

Mulching and bagging with a lever that adjusts the cutting height from 1.5" - 4.1". Includes two 20V high-capacity batteries delivering 40V power. 119730, FAC: WG743

#### 20" 40V 3-in-1 Electric Mower

Mulching, bagging and side discharge with a lever that adjusts the cutting height from 1-1/2" to 4". Includes two 40V MAX lithium ion batteries. 105949, FAC: CM2043C

#### 21.5" 2x 20V Max Self-Propelled Mower

Up to 60 minutes of runtime per charge. Brushless direct drive motor delivers high-voltage cutting 122222, FAC: DCMWSP244U2

### GAS LAWN MOWERS

**YARD MACHINES**

**TROY-BILT**

#### 20" 125cc 2-in-1 Push Mower

125cc Briggs & Stratton engine. Steel deck with side discharge, 7" wheels, and three point manual height adjustment. 122932, FAC: 11A-02BT729

#### 21" 140cc 3-in-1 Push Mower

140cc Troy-Bilt OHV engine with autochoke. 3-in-1 steel cutting deck with TriAction Cutting System and side discharge, mulch or rear bag capabilities. Six position height adjustment makes it easy to change cutting heights from 1.25" to 3.75". 123503, FAC: 11A-A2SD766

#### 21" 140cc 2-in-1 Push Mower

140cc Briggs & Stratton engine. Steel tri-action deck with dual-lever height adjustment and a 7"/8" wheel size. 123277, FAC: 11A-A0BL766

#### 21" 132cc 3-in-1 High Wheel Push Mower

140cc Briggs & Stratton engine. 7" front and 11" rear wheels with dual lever height adjustment. 122933, FAC: 11A-B2BM766

#### 21" 149cc 3-in-1 Self Propelled Mower

149cc OHV Troy-Bilt engine. 8" wheels with dual lever height adjustment. 114752, FAC: 12AVU2V2766



# OUTDOOR POWER

## FRONT TINE TILLERS

### TROY-BILT

#### 208cc Forward Rotating Front Tine Tiller

208cc Troy-Bilt OHV engine with 7" tilling depth. 12" steel forward rotating Bolo tines and 5" poly wheels.

119030, FAC: 21B-34M8766



ARDISAN  
Innovative Outdoor Products Since 1960

Earthquake

#### 99cc Versa Tiller & Cultivator

Front tine tiller is two garden tools in one! As a cultivator, VERSA™ can weed, mulch and aerate soil. As a tiller, the high-performance 99cc Viper® engine and design delivers the right amount of power to turn all kinds of soil.

109031, FAC: 25780



## TROY-BILT | REAR TINE TILLERS



#### 208cc Rear Tine Tiller

208cc Troy-Bilt OHV engine features power reverse, a deluxe front bumper and 13" dual direction rear tines. 18" width and up to 7" depth.

108567, FAC: 21AB45M8766

#### 208cc Bronco Tiller

Single speed 208cc MTD Powermore engine with 10" bolo counter rotating tines. 14" width and up to 6" depth.

047191, FAC: 21D-64M8766

#### 208cc Super Bronco Rear Tine CRT Tiller

208cc Troy-Bilt OHV Powermore engine with reverse. 10" counter rotating bolo tines and one handle operation. 16" width and up to 6" depth.

840918, FAC: 21D-65M8766

## CULTIVATORS & EDGERS



#### 140cc Edger

140cc Troy-Bilt OHV 4 cycle engine with premium 7" front and 8" rear steel ball-bearing wheels.

122938, FAC: 25A-55BLB66



#### 30cc Cultivator & Edger

30cc engine with SpringAssist and six 8" multi cut tines. Adjustable tilling width 6"-12" and depth up to 5".

114761, FAC: 21AKC304766



#### 25cc Cultivator

25cc 2-cycle engine with four 8" standard tines. Adjustable tilling width 6"-9" and depth up to 5".

119036, FAC: 21BK225G766





## Agri-Fab® | TOW BEHIND ATTACHMENTS

Lawn Care Made Easy™



### 42" Heavy Duty Tow Lawn Sweeper

12 cu. ft. capacity for sweeping leaves, grass and lawn debris. Unique design provides more wheel traction for better pickup. Hopper collapses for storage.

847590, FAC: 45-0320

#### 44" 25 Cu. Ft. Heavy Duty Tow Lawn Sweeper

303776, FAC: 45-0492

#### 52" 26 Cu. Ft. Heavy Duty Tow Lawn Sweeper

124186, FAC: 45-0546



### 12 Cu. Ft. Swivel Bed Dump Cart

15" x 6" pneumatic tires with steel wheels with grease zerks for longer life and easier maintenance. This cart has a 110 degree swivel feature and 52 degree dump angle. 700 lb. capacity.

119769, FAC: 45-0552



### 85 lb. Tow Broadcast Spreader

Poly hopper will not rust and has easy to use to use cable control. Has fully enclosed gear case and 10" x 4" pneumatic tires for easy rolling.

369280, FAC: 45-0530

#### 110 Lb. Tow Broadcast Spreader

369082, FAC: 45-0527

#### 130 Lb. Tow Broadcast Spreader

813774, FAC: 45-0463

#### 175 Lb. Tow Broadcast Spreader

864553, FAC: 45-0329



### 40" Tow Behind Plug Aerator

Has 24 galvanized steel coring points that pull plugs up to 3" deep. 10" flat-free tires and large weight tray holds 140 lbs. and fits standard concrete blocks.

652693, FAC: 45-0518

#### 40" Tow Behind Spike Aerator

128026, FAC: 45-0544



### 40" Tow Behind Tine Dethatcher

The 40" tine dethatcher has 20 heat-treated, spring-loaded tines with a heavy-duty weight tray. Semi-pneumatic 7" tires and 1/2 pin type universal hitch.

H024703 / T831313, FAC: 45-0294



### 36" Universal Tow Behind Tiller

Features 163cc Briggs & Stratton engine. Forward rotating double edged tines. 36" tilling width adjusts from 1-1/2" to 5-1/2" depth. Can be used with any lawn tractor.

980615, FAC: 45-0308



### 250 Lb. Push/Tow Lawn Roller

Poly roller drum weighs 250 lbs. with water and less than 40 lbs. without for easy storage and transport. Removable drain plug. The roller drum measures 18"D x 24"W.

H277038 / T424606, FAC: 45-0267

#### 550 Lb. Push/Tow Lawn Roller

18"D x 48"W

128027, FAC: 45-0269





**POLAR**  
TRAILERS AND CARTS

**WORK SMART.**

## 1200 Lb. Heavy Duty Utility & Hauling Trailer

High impact polyethylene body and powder coated, tilt & pivot steel frame. Quick release tipper latch and 18" tires.

570770, FAC: 8232

## 1500 Lb. Heavy Duty Utility & Hauling Trailer

571182, FAC: 8233

## 10 Cu. Ft. Utility Garden Cart

Extra-large high-impact polyethylene tub is ideal for hauling rock, dirt, leaves, firewood, grass clippings, gear, game and more. Two solid, spoked rubber tires with ball bearing hubs allow for smooth movement. 400 lb. load capacity.

318303, FAC: 108376

## 600 Lb. Lawn & Garden Trailer

Capacity of 600 lbs. Trailer is easy to maneuver. Features a built-to-last original tilt and pivot durable tubular frame that doesn't rust and quick release tipper latch. Dimensions: 65" x 31" x 28".

203216, FAC: 9393

## 1000 Lb. Lawn & Garden Trailer

205096, FAC: 9542

## ARNOLD | RIDING MOWER BAGGERS



## 42" & 46" Twin Bagger

2 bags have a 6.5 bushel capacity. The kit includes: 2 bags, chute, mounting hardware and counter weight. Fits MTD RZT's with a 42" and 46" deck from 2011 and after.

787911, FAC: 19C70020OEM



## 30" Rider Twin Bagger

The kit includes: two bags, hood, chute, brackets, hardware, and counter-weight. 3.25 total bushel capacity. Fits 30" MTD and Troy-Bilt rear engine riders from 2013 and after.

779132, FAC: 19A30014OEM

## 42" & 46" Twin Bagger

109749, FAC: 19A30031OEM



## FIMCO INDUSTRIES | DUMP CART

### 10 Cu. Ft. Utility Dump Cart

One piece poly bed, molded so the user can add dividers and extensions. Converts from trailer cart to push cart. 16" tires. 10 cu. ft. capacity.

458463, FAC: 5301461



## FIMCO INDUSTRIES | SPRAYERS



### Boomless ATV Sprayer

ATV mountable. 25 gallon tank has a 3.8 GPM High-Flo 12V pump, a 3 nozzle boom and a pistol grip handgun with 15 ft. of hose. Boomless nozzles are adjustable to spray left, right and center or to cover 30 ft. swath.

555326, FAC: 5302322



### 20 Gallon Trailer Sprayer

The trailer sprayer with 80" spray swath 2 nozzle and has a 2.1 GPM. TeeJet 1/4 turn release turbo flood nozzles. High-flo pump with 15 ft. hose.

738476, FAC: 5302316

### 30 Gallon Trailer Sprayer

739110, FAC: 5302317



### 15 Gallon Portable Spot Sprayer

The 15 gallon economy spot sprayer has a 1.0 GPM High-flo 12V pump and a lever action handgun with 15 ft. of hose.

787259, FAC: 5301302

### 25 Gallon 2.1 GPM Portable Spot Sprayer

787283, FAC: 5301063

## LOG SPLITTER



### 5 Ton Electric Log Splitter

Includes a stand and features sturdy steel wheels, pull handle, and a lightweight design. 5-year warranty.

114635, FAC: 32229





# OUTDOOR POWER



## | BRUSH MOWERS | CHIPPER SHREDDER | STRING TRIMMER



### 60" Tow Behind Finish Mower

Electric starting 14.5 HP Briggs & Stratton OHV engine. 60" cutting width with 3 mower blades. Hand crank adjustable deck allows any cutting height 1.5" to 5.5". Mows up to 2.75 acres per hour. Floating deck rises up and over obstacles, minimizing scalping and preventing damage to your machine.

045674, FAC: TF13060BEN

### Pro XL-DRT Rear Tine Rototiller

The PRO XL lets you choose forward tine rotation for working soil in established garden, or counter tine rotation when you need extra muscle for sod-busting or breaking the toughest soil. It uses an easy-starting, 208cc Overhead Valve engine with 9.5 ft-lbs of gross torque. It features a debris management system that protects the engine from whatever you kick up while tilling your garden.

119948, FAC: TW19118BMN



### 10.5-HP Walk Behind Field & Brush Mower

10.5-HP Briggs & Stratton PowerBuilt Engine. 26" pivoting brush deck minimizes scalping and improves traction. Gear driven transmission with 3 forward speeds 1 reverse. Cuts up to 8' tall weeds and brush, 4' tall grass, and 2" thick saplings. Deck can be swapped—in just minutes—with optional PTO attachments: 42" finish mower, 30" snow thrower, a wood chipper, or a 42" grader blade.

043026, FAC: AT43026BMN

### Pilot XT Trimmer Mower

This powerful DR engine produces 7.0 ft-lbs of torque and delivers over 5X the power of any handheld string trimmer. 22" string cutting width gives you the power you need to take care of all your trimming needs easily and efficiently and mow thick grass and weeds.

120697, FAC: TW19118BMN

### Chipper Shredder

208cc 9.5 FPT Briggs & Stratton OHV engine. Chips up to 3" branches and shreds up to half-inch thick yard waste. Includes 2.5 bushel debris collection bag. Reduces yard waste 10:1. Manual start.

103679, FAC: CS23030BMNB



## GAS TRIMMERS

### Poulan PRO

#### 17" 28cc Straight Shaft Gas Trimmer

Features a 28cc, 2 stroke engine with a straight shaft and 17" cut path. Our attachment capable trimmers, with Pro-Link™, are designed to accept 6 optional attachments.

115724, FAC: 966774201

### DEWALT

#### 17" 27cc Straight Shaft Gas Trimmer

Features a 27cc, 2 cycle full crank 125 hour engine with a straight shaft and 17" cut path.

119031, FAC: 41BD27SC939

#### 17" 27cc Curve Shaft Gas Trimmer

119033, FAC: 41AD27CC939

### TROY-BILT

#### 16" 25cc Straight Shaft Gas Trimmer

Features a 25cc, 2 cycle gas powered engine with a straight shaft and 16" cut path.

119782, FAC: 41AD25SB966

#### 16" 25cc Curve Shaft Gas Trimmer

119783, FAC: 41AD25CB966

### TROY-BILT

#### 17" 25cc Curved Shaft Gas Trimmer

25cc starts easy with SpringAssist™ and SpeedSpool2™ loading. Cuts a 17" swath. Dual line bump head and EZ-Link™ shaft works with Trimmer Plus attachments.

114765, FAC: 41CD225C766

#### 17" 25cc Straight Shaft Gas Trimmer

25cc 2-cycle features SpringAssist™ starting and SpeedSpool2™ loading. Cuts a 17" swath. Compatible with Trimmer Plus attachments.

114759, FAC: 41AD252S766

#### 18" 27cc Straight Shaft Gas Brushcutter/Trimmer

27cc trimmer features SpringAssist™ starting and a high capacity dual line bump head. Cuts a 18" swath. Comes with brushcutter accessory and carry strap. Compatible with TrimmerPlus® attachments.

114760, FAC: 41AD272S766

## ELECTRIC TRIMMERS

### TORO

#### 14" 5 Amp Electric Trimmer/Edger

5 amp corded motor with dual auto-feeding head that cuts a 14" swath. Walk behind edging and a telescopic handle.

343657, FAC: 51480A

### BLACK+DECKER

#### 12" 3.5 Amp Electric Trimmer / Edger

3.5 amp corded motor. Features flip down edge guide, 12" cutting path with bump-feed spool, and a head that rotates 180° for edging.

675439, FAC: ST4500

#### 12 Amp Electric 2-in-1 Landscape Edger & Trencher

2.25 HP high torque motor with 7.5" high performance blade, 3-position blade depth. Exclusive pull-up edge guide converts edger to landscape trencher, 7" heavy duty trenching wheel.

301044, FAC: LE750





## CORDLESS TRIMMERS



**BLACK+DECKER**  
**12" 20V String Trimmer & Edger**  
 20V string trimmer and edger. 12" cutting swath with automatic feeding line. Pivoting handle and adjustable length.  
**058701, FAC: LST300**



**TORO**  
**12" 20V MAX LI-ION Cordless Trimmer/Edger**  
 20V cordless trimmer/edger. 1-3 hour rapid charger, auto-feeds with walk behind edging. 12" cutting swath. Telescoping handle.  
**343897, FAC: 51484**



**BLACK+DECKER**  
**13" 40V String Trimmer**  
 40V string trimmer. 1 hour fast charger powers 40 minutes of run time. 13" cutting swath.  
**792242, FAC: LST136**



**Milwaukee**



**Milwaukee**  
**14" 18V M18 Brushless String Trimmer Kit**  
 This 18V string trimmer is fully compatible with the M18™ System featuring over 200 tools.  
**120658, FAC: 2828-21**



**DEWALT**  
**13" 20V Brushless Cordless Trimmer**  
 20V cordless trimmer. Brushless motor with 13" cutting swath with bump feeding line.  
**116193, FAC: DCST922P1**



**DEWALT**  
**13" 20V String Cordless Trimmer**  
 Includes 4AH battery and charger.  
**115591, FAC: DCST925M1**  
**13" 20V Brushed String Trimmer**  
**120669, FAC: DCST925B**



**DEWALT**  
**15" 60V FlexVolt™ Max String Trimmer**  
 High-efficiency brushless motor with a variable speed trigger hi/lo speed control lets you choose between added power or extended run time.  
**114619, FAC: DCST970X1S**

**12" 20V Cordless Trimmer/Edger**  
 Compact and light weight. Convert trimmer easily to an edger or mini-mower in seconds. 20V Li-ion batteries for longer run time. 12" cutting diameter.  
**756247, FAC: WG163**

**WORX**

**12" 20V Cordless Trimmer/Edger**  
 Includes 20V Li-ion, 5hr charger. Wheeled edger.  
**113219, FAC: WG162**

**WORX**

**24V Cordless Cultivator/Weeder**  
 Great for weeding, tilling, or mixing soil. Ultra-lightweight less than 4.5 lbs, 10 durable steel tines, pole extends to 37". Up to 60 minutes of runtime.  
**116636, FAC: TJW24C**

**SUNIDE**



## OUTDOOR POWER

### CORDLESS HEDGE TRIMMERS

#### 22" 20V Max Cordless Hedge Trimmer

Powerful 20V motor. Laser cut shearing blades cut branches up to 3/4" thick. 22" long, hooked-tooth blades.

149774, FAC: DCHT820P1

**DEWALT**

#### 22" 20V Cordless Hedge Trimmer

Includes a 20V Li-ion battery. Features a 22" blade with a dual blade cutting action and a 90° rotating handle. Two-year warranty.

417774, FAC: 51494

**TORO**

**BLACK+DECKER**

#### 24" 40V Cordless Hedge Trimmer

40V cordless hedge trimmer. 1 hour fast charger offers 50 minutes of runtime. 24" dual action blades cut brush up to 3/4" thick.

793034, FAC: LHT2436

#### 22" 20V Cordless Hedge Trimmer

20V cordless hedge trimmer. 22" dual action blades reduce vibration. Cuts up to 3000 sq. ft. of hedges per charge.

327973, FAC: LHT2220

#### 22" Electric Dual Action Hedge Trimmer

4.0 amp motor for trimming branches up to 3/4". Dual-action hardened steel blades for reduced vibration while trimming.

110006, FAC: BEHT50

### GAS BLOWERS / VACUUMS

**Poulan PRO**

**Poulan PRO**

**TROY-BILT**

**Poulan PRO**

#### 25cc Gas Blower Vacuum

This blower has a fuel-enriched carburetor and spring-assisted starting system with a 25cc two-cycle engine. Capable of 230 mph air speed and 450 cfm airflow. Ideal for year-round clean-up of grass, leaves, and other debris.

961706, FAC: 967623001

#### 26cc Gas Blower

Equipped with powerful 26cc, 2-Cycle engine. High-velocity airflow up to 470 CFM and 200 MPH airspeed.

115625, FAC: 967672801

#### 27cc Gas Blower

Equipped with powerful 27cc, 2-Cycle engine. High-velocity airflow up to 450 CFM and 150 MPH airspeed.

114762, FAC: 41AR272V766

#### 48cc Backpack Blower

Capable of air speeds up to 200 mph and airflow up to 475 cfm, easily handling tough tasks like clearing wet, heavy leaves, grass, and other debris.

101496, FAC: 967087101



# OUTDOOR POWER



## CORDLESS BLOWERS / VACUUMS



**BLACK+DECKER**



**DEWALT**



### 40V Lithium Sweeper

40V lithium battery charges fast and runs up to 30 minutes.

**796276, FAC: LSWV36**

### 20V Cordless Sweeper

Up to 130 mph this sweeper clears debris from hard surfaces like driveways, decks, and garages.

**109455, FAC: LSW321**

### 60V Max Flexvolt® Blower

Power through debris at up to 129 mph/423 cfm. Flat concentrator nozzle increases air speeds to 175 mph to power through debris.

**105947, FAC: DCBL770X1**

### 20V Cordless Blower

Battery operated leaf blower gets up to 450 CFM of air volume and up to 125 Mph with concentrator.

**122220, FAC: DCBL722B**



### 18V M18 FUEL™ Cordless Blower

Gets to full throttle in under 1 second. Variable speed trigger and high/low speed settings for increased control. Has the power to clear from 15 ft.

**109956, FAC: 2724-20**

### 24V Turbine Cordless Jet Blower

Turbine fan propels air up to 100 mph windspeed. Rechargeable. 5 adjustable speeds and up to 50 minutes run time. 6.3 lbs.

**128018, FAC: 24V-JB-LTE**

### 60V Max Flexvolt® Brushless Handheld Axial Blower

High-efficiency brushless motor that powers through debris at up to 600 CFM of air volume at 125 MPH.

**116270, FAC: DCBL772X1**

## DEWALT | ELECTRIC BLOWERS

### Electric Blower

Powers through debris at 145 mph/409 cfm. Flat concentrator nozzle to increase air speed to 189 mph for stubborn debris. Designed to withstand heavy-duty professional usage with long motor life.

**101319, FAC: DWBL700**



### 20V Brushless Blower

Up to 450 CFM of air volume and up to 125 MPH. Innovative axial fan design that maximizes air output and run time.

**116323, FAC: DCBL722P1**





## GAS CHAINSAWS



### 18" 42cc Gas Chainsaw

42cc 2-cycle engine features SpringAssist™ for easy starting, automatic oiler, and electronic ignition.

119044, FAC: 41AY4218766

### 16" 42cc Gas Chainsaw

119042, FAC: 41AY4216766

### 14" 42cc Gas Chainsaw

119043, FAC: 41AY4214766



### 16" 40cc Gas Chainsaw

40cc chain saw features 16" bar with automatic oiler, reduced vibration handle, and carrying case. Super clean air filter system and easy starting.

105728, FAC: 967084601

### 18" 42cc Gas Chainsaw

109746, FAC: 967063801

### 20" 50cc Gas Chainsaw

103372, FAC: 967061501



### 14" 33cc Gas Chainsaw

Powered by a 33cc 2-cycle gas engine. Equipped with a 14" steel bar and chain. Lightweight and perfect for cutting firewood and tree limbs around the house.

115624, FAC: 967061701

## WORX | ELECTRIC CHAINSAWS

### 10" 2-in-1 Electric Pole Saw & Chainsaw

8 amp motor. Attach the 8-foot extension pole to reach higher limbs without using a ladder - detach the pole to easily chop up the fallen limbs.

867903, FAC: WG309

### 14" Electric Chainsaw

8.0 amp motor offers a consistent performance. Patented auto-tension chain system for extended bar & chain life. Comfortable rubberized over grip handle. Compact, lightweight.

757260, FAC: WG305

### 18" Electric 15 Amp Chainsaw

127698, FAC: WG304.1

## CORDLESS CHAINSAWS



### 12" 40V Chainsaw

Over 60 4"x4" pine cuts on a single charge. Includes an automatic oiling system, plus a low-kickback bar and chain for smooth and fast cuts.

105950, FAC: LCS1240



### 12" 20V Bare Chainsaw

Brushless motor technology with tool-free chain tensioning and bar tightening knob.

106000, FAC: DCCS620B

### 16" FlexVolt™ 60V Max Chainsaw

Features a low kick back bar and chain and includes a chain brake for kick back protection and auto-oiling.

105948, FAC: DCCS670X1



### 16" M18™ Fuel Chainsaw Kit

Features powerstate brushless motor, Redlink plus intelligence, Redlithium high output HD 12.0 battery pack, dual-stud for improved bar & chain retention, and an automatic oiler. Compatible with 150+ M18 tools.

124296, FAC: 2727-21HD





## BERG | PEDAL GO-KARTS



**2-5  
YEARS**

### Buzzy Nitro Pedal Kart

The BERG Buzzy Nitro has a spectacular off-road design with EVA tires, and an adjustable steering wheel and saddle.

113291, FAC: 24.30.01.00

### Buzzy BSX Pedal Kart

The Buzzy BSX is much sturdier than a three-wheeler and features 4 EVA tires, and an adjustable steering wheel and saddle.

113292, FAC: 24.30.03.00



**3-8  
YEARS**

### Buddy B-Orange Pedal Kart

The B-Orange has 4 extremely solid pneumatic tires and an adjustable seat and steering wheel. The combination with the swing axle makes this go-kart safe and stable.

113293, FAC: 24.20.60.02



### Buddy Cross Pedal Kart

The Buddy Cross go-kart has 4 off-road tires and an adjustable seat and steering wheel. You can simply brake using the pedals, but also reverse immediately after coming to a standstill.

113289, FAC: 24.20.65.00





## SPORTING GOODS



### SCOOTERS & BIKES



#### 3-Wheel Electro-Light Scooters

Ideal for ages 3+; max weight: 60 lbs.  
LED lights (3 AAA batteries included)

##### *Girls' Disney Frozen™*

118399, FAC: 28431

##### *Boys' Marvel Spider-Man®*

118400, FAC: 28401

#### 3-Wheel Star Wars Grogg Tilt 'n Turn Scooter

Ideal for ages 3+.

118401, FAC: 28701

#### Disney Frozen 2 Electro-Light Inline Scooter

Ideal for ages 5+.

118403, FAC: 38839

#### Remix Folding Inline Scooter

Ideal for ages 8+.

118404, FAC: 28569

## 16"

#### 16" Disney Frozen™ 2

118412, FAC: 21390

#### 16" Metaloid™

Blue Kinetic

118413, FAC: 21820

#### 16" Kids' N'Style

118415, FAC: 21830

#### 16" Kids' Marvel

Spider-Man®

118416, FAC: 21960



## 24"

#### 24" Mountain Bikes

##### *Boy's Granite™*

118424, FAC: 24200

##### *Girl's Granite™*

118425, FAC: 24210

##### *Boy's Incline™*

121986, FAC: 24320

##### *Boy's Extent™*

118426, FAC: 64340

##### *Girl's Extent™*

118427, FAC: 64350





## SPORTING GOODS



### 12"

#### 12" Lil Cruz Balance Bike

No pedals, no kickstand. Your child can focus on learning to ride. Ideal for ages 3-5.

118405, FAC: 22021

#### 12" Girl's So Sweet™

Ideal for ages 3-5. Features training wheels.

118409, FAC: 22030

#### 12" Boy's Pro Thunder™

Ideal for ages 3-5. Features training wheels.

118408, FAC: 22020

### 20"

#### 20" Boy's Spectre™

118417, FAC: 23080

#### 20" Girl's So Sweet™

118420, FAC: 23310

#### 20" Boy's Pro Thunder™

118419, FAC: 23300

#### 20" Girl's Jazzmin™

118418, FAC: 23090

### 26"

#### 26" Men's Good Vibration™

118431, FAC: 26620

#### 26" Women's Good Vibration™

118432, FAC: 26630

### 27.5"

#### 27.5" Men's Sienna™

118435,  
FAC: 26760

#### 27.5" Women's Sienna™

118436,  
FAC: 26770



**THE PRODUCTS FEATURED IN LIVIN' EASY MAY NOT BE STOCKED IN ALL STORES. HOWEVER, ALL OF THE ITEMS FEATURED IN THIS CATALOG ARE AVAILABLE WHILE IN-SEASON FROM OUR CENTRAL WAREHOUSE.**



## **KAYAKS & PADDLE BOARDS**



### **86.6" Lite Elite Paddle**

Double sided.

107983, FAC: 90871



### **10' Tamarack Fusion Angler Kayak**

275 lb. capacity.  
108006, FAC: 90874



### **10' Red Cruze Kayak**

275 lb. capacity.  
114610, FAC: 90961



### **8' Lotus™ Kayak**

250 lb. capacity.  
497636, FAC: 90112



### **10' Horizon Stand-Up Paddleboard**

230 lb. capacity. Includes paddle  
107998, FAC: 90707